

The NEW KF520 Window

Nothing compares to
Internorm®



NEW

The new generation of KF520 windows from Internorm is a perfect combination of innovative design and technical know-how. With a glass sash and a slimline frame, the design evokes the look of fixed windows, and they can let more natural light into your home. Also, your new window will feature the revolutionary I-tec secure locking mechanism. Hidden in the window sash, this locking system makes levering the window almost impossible.

KF 520

KEY FEATURES



1. INCREASED
LIGHT

2. INCREASED
GLASS

3. INCREASED
SAFETY



Slimline Design


THE NEW FRAME IN THE KF520 RANGE IS NARROW AND SLIM, WITH MORE GLASS FOR A SLEEKER WINDOW.



The KF520 window sash has an almost identical look to a fixed window from the outside, as it features plenty of glass. That means you'll be investing in a window that appears fixed, but has an opening system as well. If the frame is plastered in (which is possible on 3 sides), then the frame of your window will be almost invisible.


These frames are particularly slim on the inside, and sit flush with the window sash. That makes these windows the ideal choice for both traditional and modern homes.

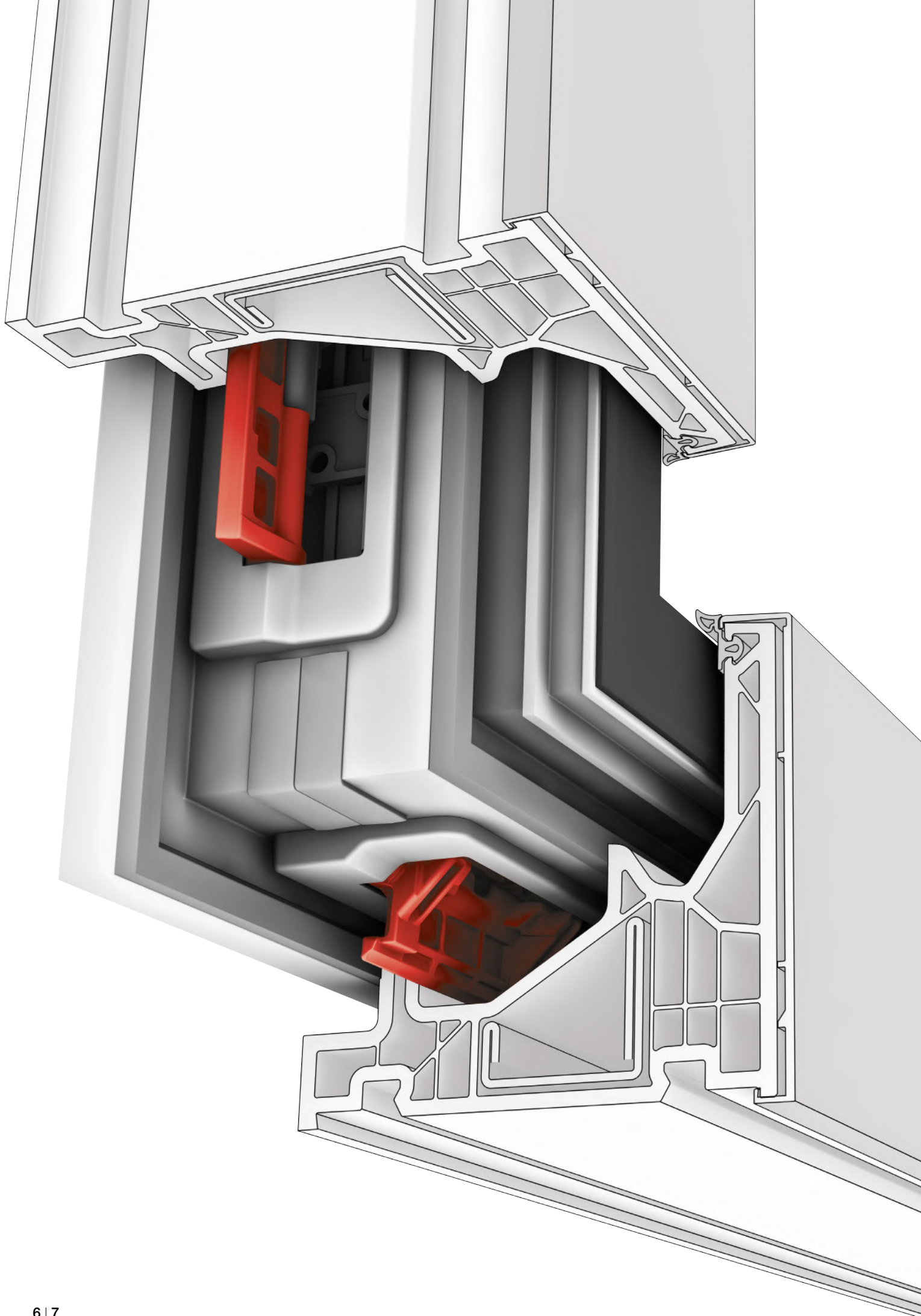
**HIGHER
GLASS CONTENT**
A slimline frame
for more glass



the benefits of KF520

- Has the look of fixed glazing, but in an openable window
- Higher glass content, with window sashes that blend in seamlessly
- A slimmer frame and increased glass in the window's interior
- A modern window that is perfect for contemporary homes





Increased Security

FULLY INTEGRATED LOCKING SYSTEM
THAT MEETS RC3 STANDARDS

COMPLIANT
WITH RC3



I-tec Secure

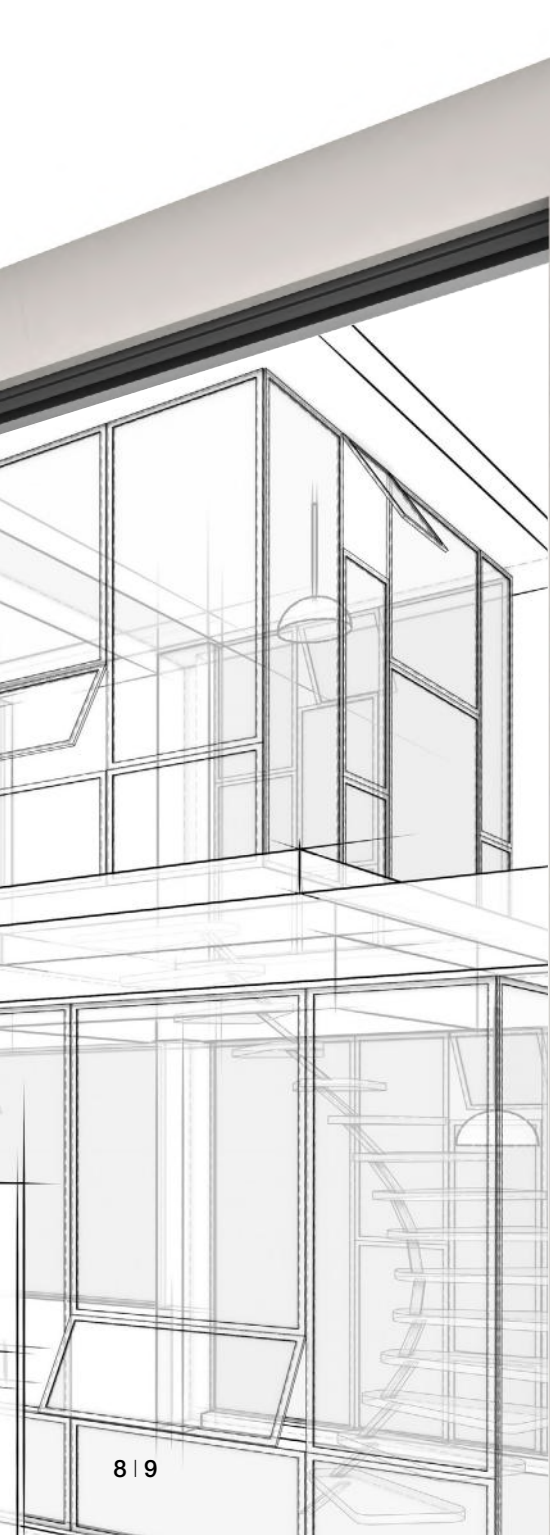
With the unrivalled I-tec secure locking system, you can make sure your windows offer your home reliable protection. Instead of traditional locking pins, intelligent flaps deal with the precise locking of the window sash with the frame. **Because of this, the window is almost impossible to prise apart. The I-tec secure system is integrated as standard in the new KF520 range, and achieves a security standard up to RC3.**

The I-tec Secure Locking System offers:

- Reliable security with integrated flaps
- Up to RC3 standard security, making prising the window apart almost impossible
- A sleek look with no visible locking parts
- Easy cleaning and maintenance

Design & Engineering

THE PERFECT COMBINATION



Market-Leading Design

- More glass, less frame
- Clean, modern sightlines
- Concealed hardware: Locks are fully integrated into the sash




Safe & Secure

- Unrivalled I-tec Secure locking included as standard
- High security, up to RC3.
- All-round glueing of the glass pane



Designed For Modern Living

- Opening and closing the window is noticeably easier than with the standard RC2 version
- Low maintenance and easy cleaning thanks to smooth profile surfaces
- Simple Installation



fact·box



Thermal insulation U_w as low as 0.62 W/(m² K)



Sound reduction up to 45 dB



Security RC1N, RC2, RC3



Locking System concealed



Construction depth 90/93 mm

I-tec Glazing

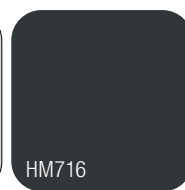
I-tec Secure

Exterior Look

The KF520 windows uses only the essentials to achieve its glass look. As a result, the window sash is no longer visible. From the outside, the window has the look of fixed glazing, making it a standout piece of architecture.

EXTERNAL COLOURS

Elegant shades of grey dominate modern architecture. That's why the aluminium shell of the KF520 window comes in a range of grey colour options, including striking stainless steel, light soft grey and exquisite anthracite grey.



SOLAR PROTECTION

You can position the Venetian blind in different places, giving an exciting look to the exterior façade. However, they can also direct light into your home as you want them to. Venetian blinds and roller shutters let you control how your home looks and feels.

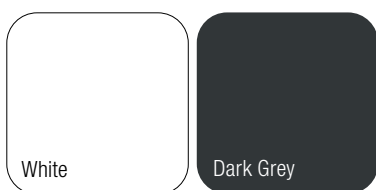


Interior Look

The KF520's angular, flush sash fits seamlessly with modern, clear interiors. Straight window handles and rosettes emphasise the stripped back design.


INTERNAL COLOURS

White and grey are ideal for the modern design of windows like the KF520 range. A classic white plastic looks elegant and bright. On the other hand, dark grey is in-demand not only for how it complements wooden flooring and concrete walls, but also its consistency.



INTERNAL HANDLES

The KF520 range's handles are unobtrusive and angular, perfectly matching the linear design of these windows. Despite their angled edges, though, the handles are comfortable to hold. For greater security, you can also choose lockable handles or a Secustik® handle.



Internorm®

VISIT OUR SHOWROOM

NEÜFENSTER DOORS & WINDOWS INC

Montreal

4589 Desserte Nord Autoroute 440 O. Suite #201

Laval, Quebec H7P 0J7

Tel: +1-514-819-9867

Toronto

7681 Highway 27 Suite #17A

Vaughan, Ontario L4L 4M5

Tel: +1-416-282-1262

www.neufenster.com

1-844-638-3367

info@neufenster.com